

Clarke, Decatur, and Ringgold County

Environmental Health

Office: 641-223-8299 fax: 641-342-2603

144 W. Jefferson St., Osceola IA 50213

04/2017



**Greg Kent, EH Director- gkent@clarkecountyiowa.org
Jessica Conley, Field Specialist – jconley@clarkecountyiowa.org**

OPERATING PROCEDURES/GUIDELINES ON-SITE WASTEWATER TREATMENT & DISPOSAL

The first goal is to ensure that all new housing be equipped with an approved septic system (tank, lines & secondary treatment), and that efforts be made to inform citizens of the county on health hazards relating to septic systems, aware of their existing systems, and the county regulation.

These procedures/guidelines may require additions as new questions or circumstances arise. They will be reviewed yearly in January or February prior to the construction season beginning. They will provide guidance to the Sanitarian to ensure that everyone asking a similar question gets the same answer. Not all sites are alike though, and may require limited variations.

- New construction requires an application be filled out and a permit issued prior to a contractor starting work on the septic system.
- Existing septic systems requiring digging, the Sanitarian will be notified. Replacement of short sections of pipe will not require a permit but if the tank has to be replaced, a permit will be needed and the entire system upgraded. If the existing secondary treatment system fails or if the entire discharge line from a tank has to be replaced creating a new direct discharge, then the entire system shall be upgraded.
- The application for permit shall be filled out completely including a drawing of proposed site on back of application.
- Uncovering a septic tank to have it pumped is considered maintenance, no notification or permit is needed.
- Rebuilding of a home or moving a manufactured home onto a site with an existing system will be considered the same as new construction. This may require upgrading or replacement of the existing system if it does not meet current State and County regulations.
- In upgrading a system, if the tank is found to be in acceptable condition but too small or containing only one compartment, another tank could be put with it to meet requirements.
- If just adding another bathroom, upgrading of system not necessary.
- As the Sanitarian is not always available, notification for final inspection is needed in advance. Special arrangements may be needed.
- If request is made for a time of sale inspection, both parties must agree to the inspection. If an inspection is done and the system is found to be inadequate, the system would require upgrading.
- Anyone wanting to install an alternative type system will need approval of the Board of Health. The board could then allow the Sanitarian to approve future systems of the same type, or require their approval on each system. These variances could also require written agreements between owner and Board of Health addressing testing, failure or poor results of the system. The owner shall see that this agreement is recorded with the County Recorder, in the abstract of title for the property containing the alternative system.
- Contractors doing septic work will “register” with the Sanitarian to be on a list provided to individuals along with application. This would mean they understand the county regulations and agree to follow them. There will be a \$50 registration fee.
- When a system requiring a service agreement is installed, it will be the responsibility of the owner to see that the service agreement (original copy) is recorded with the County Recorder, in the abstract of title for the property containing the system, within thirty days after inspection. A service agreement shall be maintained at all times.
- The individual, contractor or company that is providing the maintenance agreement is responsible for testing the effluent at the required times with a copy of the results being submitted to the Sanitarian.
- When planning your septic system, consideration should be given to its location, future plans and required distance requirements. Anyone planning to do their own work shall discuss their site with the County Sanitarian prior to starting the work to make sure they understand all of the requirements. The Sanitarian can do a site preview with the contractor and/or homeowner prior to the work being done.

- If a system is installed which has a surface discharge, that discharge shall be on your own property within distance requirements from property lines, easement areas, etc. Systems should discharge away from road ditches. If a road ditch is the only option, a permit shall be obtained from the road authority to perform work in the road right-of-way.
- Any dwelling where plumbing does not exist shall be served by an impervious vault toilet meeting the requirements of IAC 567-69.13(455B). Any dwelling with plumbing (drains from a sink, tub, etc.) that discharges water out of the dwelling shall be served by an on-site septic system consisting of a primary and secondary treatment system as required per IAC 567-69.1(455B). If the dwelling does not contain a toilet connected to the plumbing system, the dwelling shall also be served by an impervious vault toilet meeting the requirements of IAC 567-69.13(455B).
- There is a low interest loan program available for those who qualify. This program is intended for those sites that currently have improper septic systems and have to or want to upgrade their system. It is only available for unincorporated portions of the county. Ask for information on the Onsite Wastewater Assistance Program (OSWAP).
- There may also be grant money or low interest funds available from USDA Rural Development. These are generally based on your income and age. Ask for information on these programs.
- Set back requirements (from Chapter 69)

Minimum Distance in Feet From	Closed Portion of Treatment System	Open Portion of Treatment System
Private water supply well	50	100
Groundwater heat pump borehole	50	100
Lake or Reservoir (over 1 acre)	50	100
Stream or pond (under 1 acre)	25	25
Edge of drainage ditch	10	10
Dwelling or other structure	10	10
Property Lines	10	10
Water lines continually under pressure	10	10
Suction water lines	50	100
Foundation drains/subsurface tiles	10	10

Options for Secondary Treatment Systems

Subsurface Absorption Systems – Soil absorption systems are the best available treatment technology and shall always be used where possible. A percolation test or professional soil analysis is required before any soil absorption system is installed. There are different types of absorption systems – gravel system and chamber system.

Mound System – Mound systems shall be permitted only after a thorough site evaluation has been made and landscaping, dwelling placement, effect on surface drainage and general topography have been considered.

The following systems generally have a surface discharge and may require a NPDES permit. The NPDES permit will specify the sampling frequency. If the system is designed with no discharge, then the NPDES permit and sampling is not required.

Intermittent Sand Filter System – Subsurface sand filters may be used when the site is unacceptable for a soil absorption system.

Constructed Wetlands – Constructed wetlands shall only be used when the site is unacceptable for a soil absorption system. Because of higher maintenance requirements, preference should be given to sand filters, where conditions allow. The effluent from a constructed wetland shall receive additional treatment through the use of sand filters.

Individual Mechanical Aerobic System – Mechanical aerobic systems may be used when the site is unacceptable for a soil absorption system. Because of higher maintenance requirements of the mechanical aerobic systems, preference should be given to sand filters, where conditions allow. There are different brands of mechanical aerobic systems and they shall all be certified. A maintenance contract with a manufacturer-certified technician shall be maintained at all times.

Impervious Vault Toilets (Outhouses) – Impervious vault toilets may be used if designed and constructed in accordance with Chapter 69.

Peat Filters & Re-circulating Textile Filters – May be used when the Administrative Authority determines the site is unacceptable for a soil absorption system. There are different brands and they require a maintenance contract.

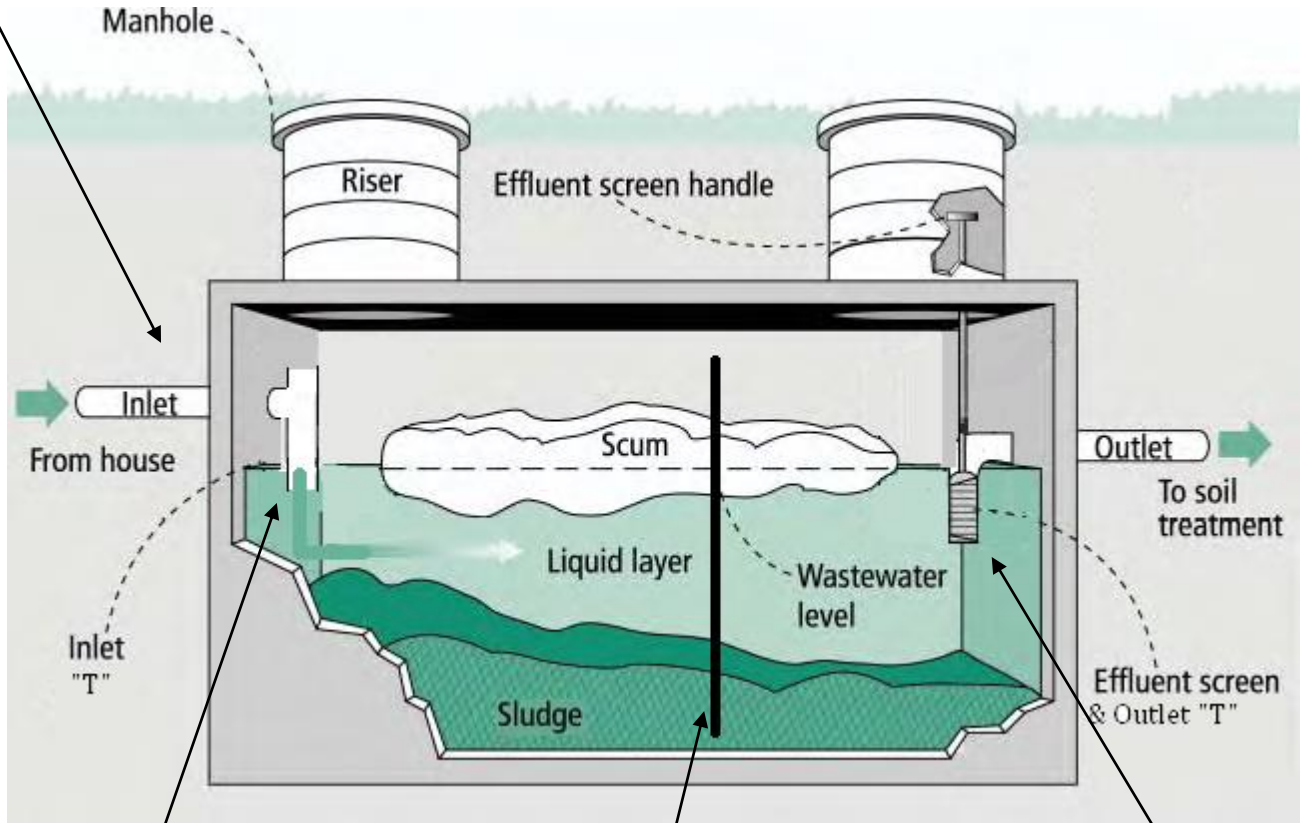
Alternative or innovative systems are to be designed and operated in accordance with approved standards and operating procedures established by the administrative authority.

Every on-site system, except mechanical-aerobic systems, shall have, as a primary treatment unit, a septic tank meeting state requirements. Size is based on the number of bedrooms for homes and water usage for businesses. Tank size shall increase if high volume water use fixtures are used.

Homeowners are responsible for the maintenance, care and proper functioning of their septic system. This includes maintaining maintenance contracts with service providers for those types of systems that require maintenance contracts.

DIAGRAM OF A SEPTIC TANK

The invert of the inlet pipe shall be a min. of 2" & a max. of 4" higher than the invert of the outlet pipe.



Shall be 4" sch. 40 pipe & shall extend at least 6" above & 8" below liquid level. (No more than 20% of liquid depth.)

A horizontal slot 4"X6" or 2 suitable spaced 4" diameter holes may be used located below the water level a distance of 1/3 the liquid depth. A ventilation hole or slot shall be provided in the partition at least 8" above the liquid level.

Shall be 4" sch. 40 pipe & shall extend at least 6" above & at least 10" below liquid level. (No more than 25% of liquid

Every tank shall be divided into 2 compartments. This may be obtained by using more than 1 tank. Influent compartment shall not be less than 1/2 nor more than 2/3 of total capacity. Effluent compartment shall not be less than 1/3 nor more than 1/2 of total capacity. Any tank placed in fill soil shall be placed on a level, stable base that will not settle. Access must be provided to all parts of tank necessary for adequate inspection, operation & maintenance. If only 2 opening in tank located over inlet & outlet. They must be at least 18". A 24" diameter opening may be provided at the center of tank with 2 smaller openings of at least 6 "over the inlet & outlet. If top of tank is more than 12 " below finished ground level, a riser at least 24" in diameter must be installed over each manhole of 18" or more in diameter to ring the top of the manhole lid to within 6" of the finished ground level

Tank capacity	
3 bedroom or less	1,250 gals
4 bedrooms	1,500 gals
5 bedrooms	1,750 gals
6 bedrooms	2,000 gals

- Tank shall not be used for disposal of chemical wastes or grease in quantities, which might be detrimental to the bacterial action in the tank.
- Interior length of tank should not be less than 5' & shall be at least 1 1/2 times the width. No tank or compartment shall have an inside width of less than 2'. The minimum inside diameter of a vertical cylindrical septic tank shall be 5'.
- Minimum liquid depth shall be 40". Maximum liquid depth for calculating capacity shall not exceed 6 1/2'.
- Tanks shall be constructed of poured concrete or plastic resistant to corrosion or decay & designed so they will not collapse or rupture. Metal tanks are prohibited Fiberglass or plastic tanks shall be bedded according to manufacturer's specifications.
- Inlet and outlet connections at the tanks shall be made by self-sealing gaskets cast into the concrete or formed into the plastic or fiberglass

Sub-surface sand filter-based on chapter 69 guidelines

- For residential systems, subsurface sand filters dosed by a dosing siphon shall be sized at a rate of 180 square feet of surface area per bedroom and those dosed by a pump shall be sized at 150 square feet of surface area per bedroom.
- All materials are to be clean and washed. Sand shall meet Iowa DOT standards for concrete sand, pea gravel is to be 1/8 to 3/8 inch in size and the septic rock is to be 3/4 to 2 1/2 inches in size.

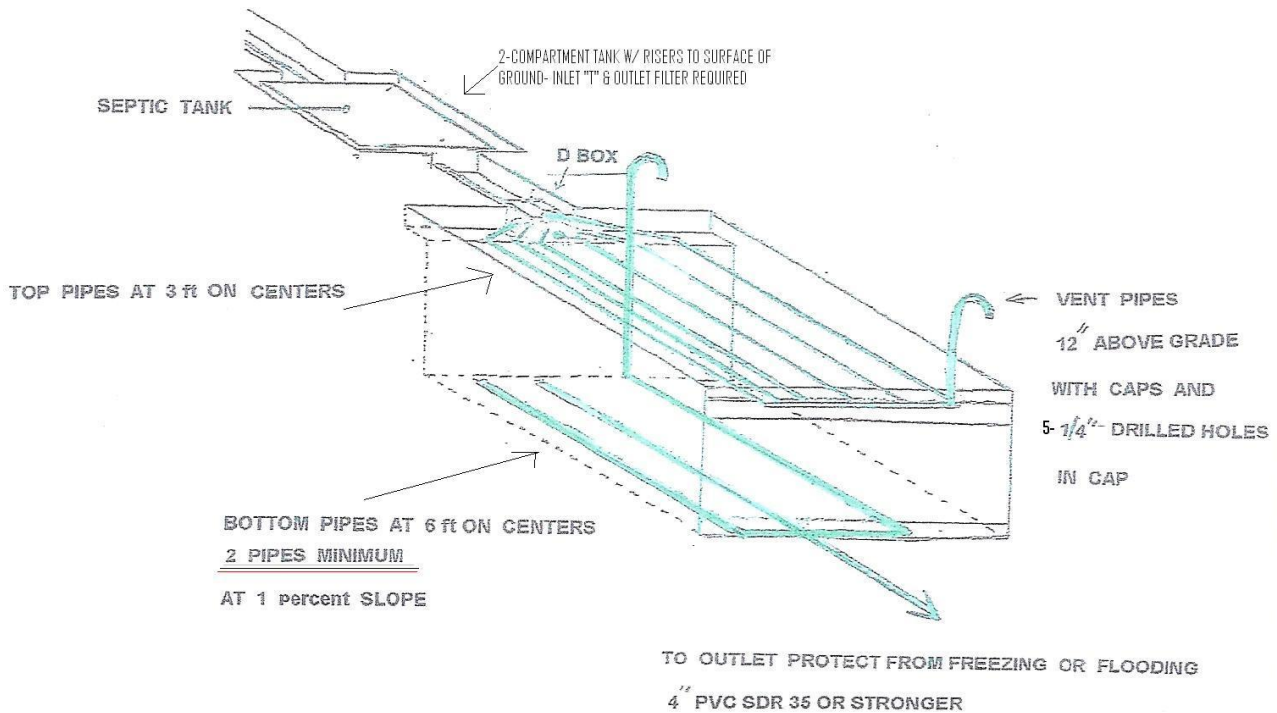
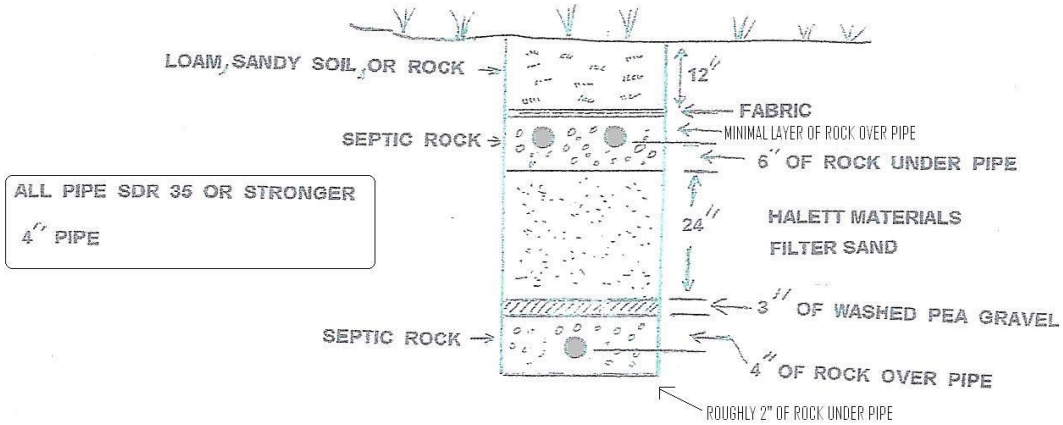
SUB-SURFACE SAND FILTER

Bedrooms	Sq. ft.	Examples			
1	240	12 X 20	15 X 16	8 X 30	
2	480	20 X 24	12 X 40	16 X 30	
3	720	24 X 30	12 X 60	20 X 36	
4	960	30 X 32	20 X 48	12 X 80	

Reduction sizing:
 Siphon-Dosed-- 180 sq. foot per bedroom
 Pressure-Dosed-- 150 sq. foot per bedroom

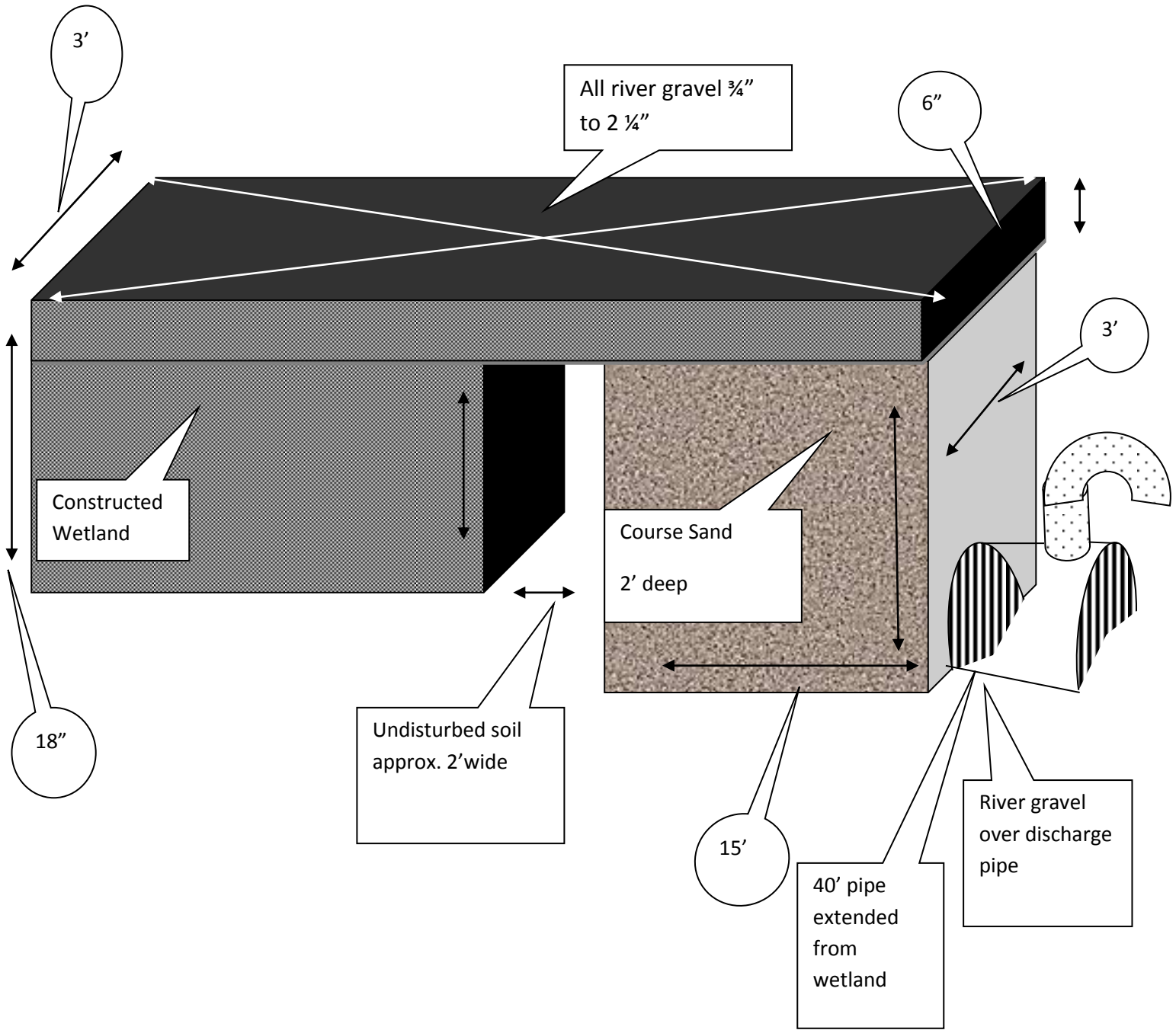
SAND FILTER

240 Square Foot Per Bedroom



NOTE: Discharge pipe shall be situated so that a container can be placed under the pipe for a sample or else a sampling box shall be placed in the line.

Constructed Wetland



May be in trenches or beds-300 sq ft per bedroom.
(45 sq ft) sand filter required following any constructed wetland system

SEPTIC TANKS

LIEBUS CONCRETE PRODUCTS—1-800-491-6869

115 8TH Ave EAST – Oskaloosa, Iowa

LISTER INDUSTRIES ---- Phone – 515-244-3149

300 NW 48TH PL. – Des Moines, Iowa

PRE-CAST CONCRETE COMPANY—641-782-4515

622 ½, New York Ave. –Creston, Iowa

INDIANOLA PRECAST- 515-961-5158/515-865-8815

12995 80th Ave--- Indianola, IA

Manufacturer Distributors List for Infiltrator – Equalizer 24

Pre-Cast Concrete- - 641-782-4515,

622 ½ New York Ave. Creston, Iowa

Liebus Concrete- - 800-491-6869,

115 8th Ave. East- Oskaloosa, Iowa

Lister Industries- - 515-244-3149,

300 NW 48th Place –Des Moines, Iowa

Plumb Supply Co.— 515-987-2802,

465 Alices Rd-Waukee, Iowa

Soil Borings, Soil Analysis

Jim Carroll, PE

515-250-2103

Clive, IA

Choquette Engineering-Ken Choquette, PE

515-306-0019/265-8681

Des Moines, IA

Stiens Soil Evaluations-Chris Stiens

(660)-562-0726

Maryville, MO

Lee Engineers & Surveyors-Wally Greenlees

(515)252-7457

Urbandale, IA

ABACI Consulting, INC

(515)986-5048

Grimes, IA

Douglas Oelmann

(515)419-2926

Altoona, IA

TRAINED SERVICE/MAINTENCE PROVIDERS

H & H Commercial Services: Trent Holliday: 1510 260th St, Diagonal IA 50845; (641)-344-7109, (641)-782-2269

Mike's Construction: Mike Yutzky: 18659 270th Ave, Leon, IA 50144; (641) 344-7220

O.W.W.T, LLC: Janes Canney: 1541 NE 66th Ave, Des Moines, IA 50313; (515) 244-4646

Page Construction: Mike & Shane Page: 2613 HWY 169, Shannon City, IA 50861; (641)-340-1888

Rogers Septic LLC: Rick and Brandon Rogers, 401 NE 52nd Ave, Des Moines, IA 50313; 515-745-8352/515-729-0649

This is not a complete list. This list is just a few that we know of that do work in the county or supply materials needed in septic construction.

Licensed Septic Pumpers

<u>Rauch's Septic Service</u> Eddie Rauch- 13326 205 th St. Lamoni	<u>641-773-5351</u> Truck holds up to 2000 Gallons
<u>Cannon's Porta John Rentals</u> Greg Cannon-202 N. Grant St. Mt Ayr	<u>641-464-2906/641-344-7343</u> Truck holds up to 375 Gallons
<u>Page Construction</u> Mike Page, Shannon City	<u>641-340-1888</u> Truck holds up to 2000 Gallons
<u>Don's Jons,</u> Don Dixon- PO Box 107 Lucas	<u>800-944-2317/641-203-3200</u>
<u>John Mayer Septic Pumping,</u> 1509 Hwy 92 Winterset	<u>515-462-2624</u>
<u>Dave's Pumping Service,</u> 1685 Upland Trail Prole	<u>515-462-1903</u>
<u>Anytime Septic Services II,</u> 502 W. Main St. St. Charles	<u>641-396-2440</u>
<u>Willets & Woosley Sewer & Septic,</u> 411 New York Ave Creston	<u>641-782-4220</u>
<u>Wiegert Disposal Inc,</u> PO Box 344 Martensdale	<u>641-764-2389</u>
<u>Nash Well Co.,</u> 19974 McKinley St Milo	<u>641-942-7148</u>
<u>Mike Killen Construction,</u> 1679 140 th Ave Carlisle	<u>515-480-6082</u>
<u>Forest Septic Tank Service,</u> Po Box 219 Indianola	<u>515-961-2113</u>
<u>Lathrop Farms,</u> 6921 219 th Trail Albia	<u>641-777-3774</u>

This is not a complete list. This list is just a few that we know of that do work in the county.

LIST OF LOCAL CERTIFIED WELL PLUGGING CONTRACTORS 4-25-2013

Kenny Holmes-8088	Corydon	641-870-0402
Terry Munyon-4174	Kellerton	641-783-2262
Jeff Starlin-9975	Diagonal	641-344-9783
Gene Cameron-6944	Osceola	641-342-3413
Glen Bedwell-7263	St. Charles	641-396-2462
Gerald Snyder-8479	Murray	515-975-2594
Kevin Buckingham- 10529	Leon	641-414-7702
Tim Newberry- 10533	Lamoni	641-414-1731

This is not a complete list. This list is just a few that we know of that do work in the county.

ALL CONTRACTORS MUST BE REGISTERED WITH THE ENVIRONMENTAL HEALTH OFFICE AT THE CLARKE COUNTY COURTHOUSE PRIOR TO DOING INSTALLATION OF ANY SEPTIC SYSTEM in Clarke, Decatur, or Ringgold Counties. UPDATED 6/2017

Contractors Typed in RED letters are State of IA Registered Contractors for 2016.

Yellow Highlighted are also Time of Transfer Inspectors. *=CIOWTS UNDERLINED ARE SERVICE PROVIDERS

All Contractors on this list have attended the required training in 2016-2017

Adams Plumbing: Cody Adams: 201 ½ E Temple, Lenox IA 50851;(641)-202-6600

*Allen Akers Septic Installation:** Allen Akers 2204 175th Court, Winterset, IA 50273; (515) 468-0091 or (515) 462-1015

*Bedwell Builders:** Glen Bedwell : 2924 Quaker, St. Charles, Iowa 50240;(641)396-2462

Bierle Backhoe: Doug Bierle: 1393 US Hwy 34, Creston, IA 50801; 641-782-0866

*Bright Excavating and Septic:** Mark Bright 1334 Shore Street Peru, IA 50222; Cell:(641)295-7033, Home:(641) 763-2794

Bob Jackson Trucking: Tyler Jackson: 20014 122nd St., Van Wert, IA 50262; 641-445-5228/641-414-5920

Bud Jones Construction: Bud Jones: P.O. Box 84, Osceola, IA 50213; (641)342-3413 (641)-340-1410

Dave Downey Construction: Dave Downey: 2429 Tulip Ave., Afton, IA 50830; (641)346-2527, cell (641) 340-0219

*Gallon Inc:** Jason Shepherd: 2785 NE Broadway, Des Moines, IA 50317; (515)-331-0030

Giza Contracting: Jesse Giza: 301 W. Union St, Creston, IA 50801: 641-782-8820/641-344-3073

Godden Trenching: William Godden: 3368 205th Street, Kellerton, IA 50133; (641)-414-0062/(641)-783-2312

*Hansen Services:** Chris Hansen: 29468 200th St, Dallas Center, IA 50063; (515)-202-5005/(515)-999-9298

H & H Commercial Services: Trent Holliday: 1510 260th St, Diagonal IA 50845; (641)-344-7109, (641)-782-2269

Holmes Tiling Inc: Kenny Holmes: 209 E Monroe, Corydon, IA 50060; (641)-870-0402

*Huff Well, LLC:** Travis Witt, 133 S. 10th st., Winterset, IA 50273; (515) 971-0549

JASW Contracting: Jeff Smith: 217 S. Adams, Osceola, IA 50213; (641)414-1744

J&H Construction: Josh Jackson: 1410 Grade Lake Drive, Osceola, IA 50213; (641)414-3171/(641)-414-2848

Jim Petty Construction: Jim Petty: 800NE Locust, Leon, IA 50144; (641)-446-7532/(641)-414-5863

Jim Rouse Construction: Jim Rouse: 18602 190th st, Leon, IA 50144; (641)-446-7020/(641)-340-0128

*Kelly Cortum Inc:** Nick Waterhouse: PO Box 249, Norwalk, IA 50211; W-(515)981-5491/ C-(515)333-6302

*Kephart Construction:** Clint Kephart: 310 W. Clanton, St. Charles, IA 50240; (641)-396-2239/(515)-681-3417

*L & D Trenching:** Bob Lee: 2932 SE 124th St, Runnells, Iowa 50237; Cell: (515) 202-3945

Lamoni Heating, Cooling, & Plumbing: Dave Martin, 139 S. Linden St, Lamoni, Iowa 50140; Office: (641)784-3344

Lathrop Farms: Dean & Michael Lathrop: 1978 642nd ave, Albia IA 52531; 641-777-3774/641-799-1105/(641)891-1579

*Mease Construction:** Mark Mease: 3189 Truro Rd Truro, IA 50257; H(641)765-4765, C(515)-468-1671

Mike's Construction: Mike Yutzy: 18659 270th Ave, Leon, IA 50144; (641) 344-7220

Page Construction: Mike & Shane Page: 2613 HWY 169, Shannon City, IA 50861; (641)-340-1888

Porter Septic Service: Darrell & Andrew Porter: 2435 J Ave, Red Oak, IA 51566; 712-623-3156 /712-370-8041/712-370-4817

*Rose Construction:** Jephrey Rose: 50574 215th Ave, Chariton, IA 50049; 641-774-7449 cell: 614-203-2108

Schaefer Excavating: Bill Schaefer 1864 215th St. Mount Ayr, IA 50854; H (641)464-2419, C (641)344-6873

Short Construction: Randy Short: 2517 Hwy 34, P.O. Box 226 Osceola, IA 50213; 641-342-3354/641-414-4331

Snyder Plumbing: Gerald Snyder: 1817 Shore Street, Truro, IA 50257; Cell (515) 975-2594

Starlin Construction: Monty & Jeff Starlin: 1525 190th St. Diagonal, IA 50845; (641)344-9783, (641)344-9782

Stoll Plumbing: Matthew Stoll: 314 S. Delaware St, Osceola IA 50213; (641) 342-8569

Swartzentruber Construction: Enos Swartzentruber: 10263 290th St. Lamoni, IA 50140; Cell 515-681-0433

Tonka Toy Construction: Jeff Kennedy: 2009 263rd St, Bedford, IA 50833; (712)542-8592

Vanderpool Construction:* Mike Vanderpool: 1100 N 14th St, Indianola IA 50125; 515-961-4682/515-249-4725

Watson Excavation: Kim Jon Watson: 2243 Highland Ave, Bedford, IA 50833; 712-542-6828

Westward Properties: Logan Helton: 2276 Hwy 69, Leon Iowa 50144; 641-344-3636

Notice: In providing you with the names of those contractors and/or individuals who have registered with Clarke County Sanitarian, Clarke, Decatur and Ringgold Counties in no way guarantees or warrants the work to be performed by any contractor or individual. The County strongly recommends that you conduct your own investigation into the experience and reputation of any contractor or individual prior to hiring.